




# Apple CarPlay™ QUICK START GUIDE



Available on select models, Apple CarPlay™ seamlessly integrates your iPhone® with your vehicle's Mazda Connect™ display, allowing you to access useful features and apps while staying focused on the road ahead.

Getting started with Apple CarPlay™ is easy — simply connect your compatible iPhone® to your Mazda vehicle and go!

## BASIC REQUIREMENTS

- To use Apple CarPlay, you'll need an iPhone 5 or above
- For best performance, it is always recommended that you update your iPhone to the latest iOS version
- You'll need an Apple Lightning® to USB cable to make the connection
- Siri® must be enabled to use Apple CarPlay

## GETTING STARTED



## CONNECT YOUR IPHONE

- **Connect an Apple Lightning to USB cable** to your iPhone and the USB port in the center stack or inside the center armrest (depending on vehicle model)
- Mazda Connect™ will detect your iPhone
- If you're a first-time user, **follow the on-screen prompts** to enable Apple CarPlay
- If you're a first-time user, **select "Allow" on the pop-up notification displayed on your iPhone**. This will allow your vehicle to access Apple CarPlay content on your iPhone without requiring you to unlock your iPhone first

Once a compatible iPhone® is connected to the vehicle's USB port, Apple CarPlay™ will launch automatically. There are also multiple, user-friendly ways to access and get started using Apple CarPlay from the Mazda Connect™ home screen.

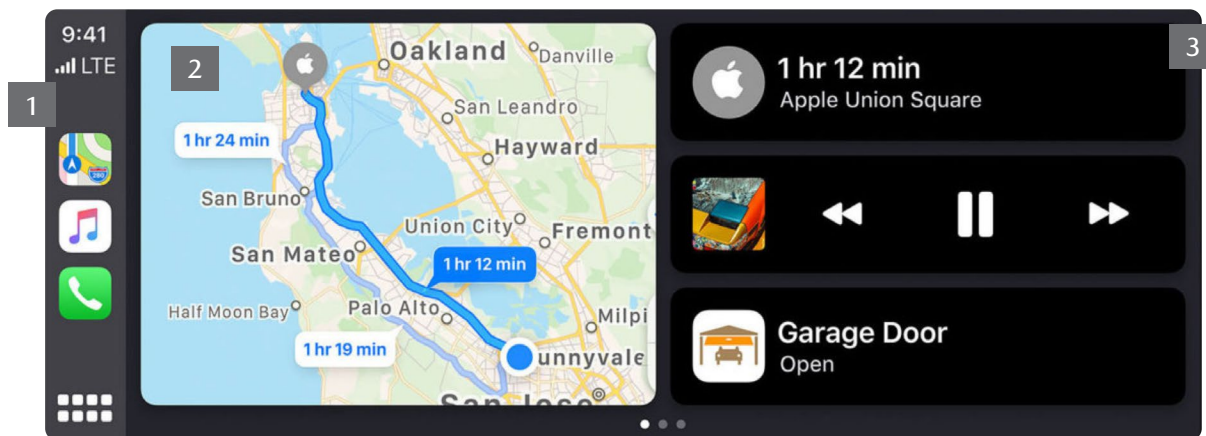
## ACCESSING APPLE CARPLAY



### USE THE COMMANDER CONTROL

- Once connected, the easiest way to quickly access Apple CarPlay is to **press and HOLD the Home button** on the Commander control
- You can also **slide the Commander control to the right** when on the Mazda Connect home screen and the Apple CarPlay icon is present

## NEW DASHBOARD VIEW



1

### SIDEBAR

Displays most recent apps and the App View icon.

2

### APPLE MAPS

Displays current location or current route guidance.


3

### SMART SIRI SUGGESTIONS

Provides quick access to commonly used tasks.

## APP VIEW

Previously the Apple CarPlay default home screen, App View provides a list of all available Apple CarPlay apps (similar to the home screen on an iPhone®). The easiest way to toggle between App View and Dashboard View is to press the Home button shortcut on the Commander control. Or, you can select the App View/Dashboard View icon in the sidebar.




All Apple CarPlay™ functions can be performed using Mazda's multi-function Commander control or Siri® voice commands. Enter a destination, send text messages, make phone calls and more — all without having to pick up your iPhone®.

## USING THE COMMANDER CONTROL

Mazda's multi-function Commander control is designed to make interacting with Apple CarPlay's features and functions easy and intuitive. Rotate, press or slide the Commander control to navigate through screens, apps and menus.

### COMMANDER BUTTON SHORTCUTS

- **Press and HOLD the Home button** to toggle between Apple CarPlay and Mazda Connect™ screens
- **Press the Home button** to quickly return to the Apple CarPlay Dashboard View/App View from inside Apple CarPlay apps
- **Press the Entertainment button** to quickly access the Now Playing screen or your last-used media app
- **Press the Maps button** to quickly access the Apple Maps screen or current route guidance



## USING VOICE COMMANDS AND SIRI

Siri replaces the Mazda Connect™ voice recognition system when a compatible iPhone is connected to the vehicle's USB port. Siri can be used to access many of your iPhone's functions while driving.

### ACTIVATING SIRI

- **Press the "Talk" button on the steering wheel** to activate Siri. Then, say your command
- Or, while on the Dashboard View, rotate the Commander control to **highlight the App View icon in the sidebar**. Then, **press and HOLD** the Commander control to activate Siri
- Or, say **"Hey Siri"** while on any screen (if the feature is enabled on your iPhone)



## FOR MORE INFORMATION

For more information on Apple CarPlay features and functions, as well as in-depth instructions for using Apple CarPlay, refer to the resources listed below.

- [Apple CarPlay Website](#)
- [iPhone/Apple CarPlay User Guide](#)
- Owner's Manual

### SAFETY AND LEGAL

Apple, iPhone, Siri, and Lightning are trademarks of Apple Inc., registered in the U.S. and other countries. Apple CarPlay is a trademark of Apple Inc. iOS is a trademark or registered trademark of Cisco in the U.S. and other countries and is used under license.

Use of the Apple CarPlay logo means that a vehicle user interface meets Apple performance standards. Apple is not responsible for the operation of this vehicle or its compliance with safety and regulatory standards. Please note that the use of this product with iPhone, iPod, or iPad may affect wireless performance. Requires compatible iPhone and standard text and data rates apply.

When using Apple CarPlay, please avoid distraction and use Apple CarPlay responsibly. Stay fully aware of driving conditions and always obey applicable laws.