





# Stitch Chart

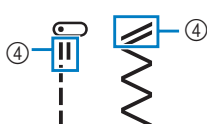
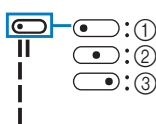
## Memo

- When any of the following stitches (reverse stitch patterns) are selected, pressing  (Reverse/Reinforcement stitch button) will sew reverse stitches.

Stitch				
No.	90 stitches	00	01	04
	80 stitches	00	01	04
	70 stitches	00	01	04

When any other stitch is selected, pressing  (Reverse/Reinforcement stitch button) will sew reinforcement stitches.

- The stitch pattern symbols indicate the following.

























- ① Left needle position
- ② Middle (center) needle position
- ③ Right needle position
- ④ Reverse stitch pattern
- ⑤ Reinforcement stitch pattern

















## Note
















- The walking foot can only be used with straight or zigzag stitch patterns. Do not sew reverse stitches with the walking foot.
- When using the twin needle, set the machine to the twin needle mode. For details, refer to the Operation Manual.



















\*1 Twin needle can be used by attaching zigzag foot "J".  
For details on using the twin needle, refer to the Operation Manual.



















Stitch	No.			Presser foot	Stitch name/Applications	Stitch width (mm (inch)) Auto. Manual	Stitch length (mm (inch)) Auto. Manual
	90 stitches model	80 stitches model	70 stitches model				
	00* <sup>1</sup>	00* <sup>1</sup>	00* <sup>1</sup>	J	<b>Straight stitch (Left)</b> General sewing, gather, pintuck, etc.	<b>0.0 (0)</b> 0.0 - 7.0 (0 - 1/4)	<b>2.5 (3/32)</b> 0.2 - 5.0 (1/64 - 3/16)
	01* <sup>1</sup>	01* <sup>1</sup>	01* <sup>1</sup>	J	<b>Straight stitch (Middle)</b> General sewing, gather, pintuck, etc.	<b>3.5 (1/8)</b> 0.0 - 7.0 (0 - 1/4)	<b>2.5 (3/32)</b> 0.2 - 5.0 (1/64 - 3/16)
	02* <sup>1</sup>	02* <sup>1</sup>	02* <sup>1</sup>	J	<b>Triple stretch stitch</b> General sewing for reinforcement and decorative topstitching	<b>0.0 (0)</b> 0.0 - 7.0 (0 - 1/4)	<b>2.5 (3/32)</b> 1.5 - 4.0 (1/16 - 3/16)
	03* <sup>1</sup>	03* <sup>1</sup>	03* <sup>1</sup>	J	<b>Stem stitch</b> Reinforced stitching, sewing and decorative applications	<b>1.0 (1/16)</b> 1.0 - 3.0 (1/16 - 1/8)	<b>2.5 (3/32)</b> 1.0 - 4.0 (1/16 - 3/16)
	04* <sup>1</sup>	04* <sup>1</sup>	04* <sup>1</sup>	J	<b>Zigzag stitch</b> For overcasting, mending.	<b>3.5 (1/8)</b> 0.0 - 7.0 (0 - 1/4)	<b>1.4 (1/16)</b> 0.0 - 4.0 (0 - 3/16)


Stitch	No.			Presser foot	Stitch name/Applications	Stitch width (mm (inch)) Auto. Manual	Stitch length (mm (inch)) Auto. Manual
	90 stitches model	80 stitches model	70 stitches model				
	05*1	05*1	05*1	J	<b>3 steps elastic zigzag stitch</b> Overcasting (medium, heavyweight and stretch fabrics), tape and elastic	<b>5.0 (3/16)</b> 1.5 - 7.0 (1/16 - 1/4)	<b>1.0 (1/16)</b> 0.2 - 4.0 (1/64 - 3/16)
	06	06	06	G	<b>Overcasting stitch</b> Reinforcing of light and medium weight fabrics	<b>3.5 (1/8)</b> 2.5 - 5.0 (3/32 - 3/16)	<b>2.0 (1/16)</b> 1.0 - 4.0 (1/16 - 3/16)
	07	07	07	G	<b>Overcasting stitch</b> Reinforcing of heavyweight fabric	<b>5.0 (3/16)</b> 2.5 - 5.0 (3/32 - 3/16)	<b>2.5 (3/32)</b> 1.0 - 4.0 (1/16 - 3/16)
	08*1	08*1	08*1	J	<b>Overcasting stitch</b> Reinforced seaming of stretch fabric	<b>5.0 (3/16)</b> 0.0 - 7.0 (0 - 1/4)	<b>2.5 (3/32)</b> 0.5 - 4.0 (1/32 - 3/16)
	09*1	09*1	-	J	<b>Overcasting stitch</b> Reinforcing of medium stretch fabric and heavyweight fabric, decorative stitching	<b>5.0 (3/16)</b> 0.0 - 7.0 (0 - 1/4)	<b>2.5 (3/32)</b> 0.5 - 4.0 (1/32 - 3/16)
	10	10	09	R	<b>Blind hem stitch</b> Hemming woven fabrics * The stitch width setting is in neither millimeters nor inches.	<b>0</b> - 3← - →3	<b>2.0 (1/16)</b> 1.0 - 3.5 (1/16 - 1/8)
	11	11	10	R	<b>Blind hem stretch stitch</b> Hemming stretch fabric * The stitch width setting is in neither millimeters nor inches.	<b>0</b> - 3← - →3	<b>2.0 (1/16)</b> 1.0 - 3.5 (1/16 - 1/8)
	12*1	12*1	11*1	J	<b>Blanket stitch</b> Appliqués, decorative blanket stitch	<b>3.5 (1/8)</b> 2.5 - 7.0 (3/32 - 1/4)	<b>2.5 (3/32)</b> 1.6 - 4.0 (1/16 - 3/16)
	13*1	13*1	12*1	J	<b>Shell tuck edge stitch</b> Shell tuck edge finish on fabrics	<b>4.0 (3/16)</b> 0.0 - 7.0 (0 - 1/4)	<b>2.5 (3/32)</b> 0.2 - 4.0 (1/64 - 3/16)
	14*1	14*1	13*1	N	<b>Satin scallop stitch</b> Decorating collar of blouse, edge of handkerchief	<b>5.0 (3/16)</b> 2.5 - 7.0 (3/32 - 1/4)	<b>0.5 (1/32)</b> 0.1 - 1.0 (1/64 - 1/16)
	15*1	15*1	14*1	J	<b>Patchwork join stitch</b> Patchwork stitches, decorative stitching	<b>4.0 (3/16)</b> 0.0 - 7.0 (0 - 1/4)	<b>1.2 (1/16)</b> 0.2 - 4.0 (1/64 - 3/16)
	16*1	16*1	15*1	J	<b>Patchwork double overlock stitch</b> Patchwork stitches, decorative stitching	<b>5.0 (3/16)</b> 2.5 - 7.0 (3/32 - 1/4)	<b>2.5 (3/32)</b> 1.0 - 4.0 (1/16 - 3/16)
	17*1	17*1	16*1	J	<b>Couching stitch</b> Decorative stitching, attaching cord and couching	<b>5.0 (3/16)</b> 0.0 - 7.0 (0 - 1/4)	<b>1.2 (1/16)</b> 0.2 - 4.0 (1/64 - 3/16)
	18*1	18*1	-	J	<b>Smocking stitch</b> Smocking, decorative stitching	<b>5.0 (3/16)</b> 0.0 - 7.0 (0 - 1/4)	<b>1.6 (1/16)</b> 1.0 - 4.0 (1/16 - 3/16)
	19*1	19*1	17*1	J	<b>Feather stitch</b> Fagoting, decorative stitching	<b>5.0 (3/16)</b> 0.0 - 7.0 (0 - 1/4)	<b>2.5 (3/32)</b> 1.0 - 4.0 (1/16 - 3/16)
	20*1	20*1	18*1	J	<b>Fagoting cross stitch</b> Fagoting, bridging and decorative stitching	<b>5.0 (3/16)</b> 2.5 - 7.0 (3/32 - 1/4)	<b>2.5 (3/32)</b> 1.0 - 4.0 (1/16 - 3/16)
	21*1	21*1	-	J	<b>Tape attaching stitch</b> Attaching tape to seam in stretch fabric	<b>4.0 (3/16)</b> 0.0 - 7.0 (0 - 1/4)	<b>1.0 (1/16)</b> 0.2 - 4.0 (1/64 - 3/16)

Stitch	No.			Presser foot	Stitch name/Applications	Stitch width (mm (inch)) Auto. Manual	Stitch length (mm (inch)) Auto. Manual
	90 stitches model	80 stitches model	70 stitches model				
	22	22	19	N	<b>Ladder stitch</b> Decorative stitching	<b>4.0 (3/16)</b> 0.0 - 7.0 (0 - 1/4)	<b>3.0 (1/8)</b> 2.0 - 4.0 (1/16 - 3/16)
	23*1	23*1	20*1	J	<b>Rick-rack stitch</b> Decorative top stitching	<b>4.0 (3/16)</b> 0.0 - 7.0 (0 - 1/4)	<b>2.5 (3/32)</b> 1.0 - 4.0 (1/16 - 3/16)
	24*1	24*1	21*1	J	<b>Decorative stitch</b> Decorative stitching	<b>5.5 (7/32)</b> 0.0 - 7.0 (0 - 1/4)	<b>1.6 (1/16)</b> 1.0 - 4.0 (1/16 - 3/16)
	25*1	25*1	22*1	N	<b>Serpentine stitch</b> Decorative stitching and attaching elastic	<b>5.0 (3/16)</b> 1.5 - 7.0 (1/16 - 1/4)	<b>1.0 (1/16)</b> 0.2 - 4.0 (1/64 - 3/16)
	26	26	23	N	<b>Hemstitching</b> Decorative hems, lace attaching pin stitch	<b>3.5 (1/8)</b> 1.5 - 7.0 (1/16 - 1/4)	<b>2.5 (3/32)</b> 1.6 - 4.0 (1/16 - 3/16)
	27	27	24	N	<b>Hemstitching</b> Decorative hems, daisy stitch	<b>6.0 (15/64)</b> 1.5 - 7.0 (1/16 - 1/4)	<b>3.0 (1/8)</b> 1.5 - 4.0 (1/16 - 3/16)
	28	28	25	N	<b>Hemstitching</b> Decorative hemming on thin, medium weight and plain weave fabrics, heirloom stitching, etc.	<b>5.0 (3/16)</b> 1.5 - 7.0 (1/16 - 1/4)	<b>3.5 (1/8)</b> 1.5 - 4.0 (1/16 - 3/16)
	29	29	26	N	<b>Hemstitching</b> Decorative hemming on thin, medium weight and plain weave fabrics, heirloom stitching, etc.	<b>5.0 (3/16)</b> 1.5 - 7.0 (1/16 - 1/4)	<b>4.0 (3/16)</b> 1.5 - 4.0 (1/16 - 3/16)
	30	30	27	N	<b>Hemstitching</b> Decorative hemming on thin, medium weight and plain weave fabrics, heirloom stitching, etc.	<b>5.0 (3/16)</b> 1.5 - 7.0 (1/16 - 1/4)	<b>2.5 (3/32)</b> 1.5 - 4.0 (1/16 - 3/16)
	31	31	28	N	<b>Hemstitching</b> Decorative hemming on thin, medium weight and plain weave fabrics, heirloom stitching, etc.	<b>5.0 (3/16)</b> 1.5 - 7.0 (1/16 - 1/4)	<b>2.0 (1/16)</b> 1.5 - 4.0 (1/16 - 3/16)
	32	32	-	N	<b>Decorative stitch</b> Decorative stitching, smocking stitching, heirloom stitching, etc.	<b>6.0 (15/64)</b> 1.5 - 7.0 (1/16 - 1/4)	<b>1.6 (1/16)</b> 1.0 - 4.0 (1/16 - 3/16)
	33	33	-	N	<b>Decorative stitch</b> Decorative stitching, smocking stitching, heirloom stitching, etc.	<b>5.0 (3/16)</b> 1.5 - 7.0 (1/16 - 1/4)	<b>1.6 (1/16)</b> 1.0 - 4.0 (1/16 - 3/16)
	34	34	29	A	<b>Narrow rounded buttonhole stitch</b> Buttonhole on light to medium weight fabrics	<b>5.0 (3/16)</b> 3.0 - 5.0 (1/8 - 3/16)	<b>0.5 (1/32)</b> 0.2 - 1.0 (1/64 - 1/16)
	35	35	30	A	<b>Narrow squared buttonhole stitch</b> Buttonholes for light to medium weight fabrics	<b>5.0 (3/16)</b> 3.0 - 5.0 (1/8 - 3/16)	<b>0.5 (1/32)</b> 0.2 - 1.0 (1/64 - 1/16)
	36	36	31	A	<b>Stretch buttonhole stitch</b> Buttonholes for stretch or woven fabrics	<b>6.0 (15/64)</b> 3.0 - 6.0 (1/8 - 15/64)	<b>1.0 (1/16)</b> 0.5 - 2.0 (1/32 - 1/16)
	37	37	32	A	<b>Heirloom buttonhole stitch</b> Buttonholes for heirloom and stretch fabrics	<b>6.0 (15/64)</b> 3.0 - 6.0 (1/8 - 15/64)	<b>1.5 (1/16)</b> 1.0 - 3.0 (1/16 - 1/8)

Stitch	No.			Presser foot	Stitch name/Applications	Stitch width (mm (inch)) Auto. Manual	Stitch length (mm (inch)) Auto. Manual
	90 stitches model	80 stitches model	70 stitches model				
	38	38	-	A	<b>Bound buttonhole stitch</b> The first step in making bound buttonholes	<b>5.0 (3/16)</b> 0.0 - 6.0 (0 - 15/64)	<b>2.0 (1/16)</b> 0.2 - 4.0 (1/64 - 3/16)
	39	39	33	A	<b>Keyhole buttonhole stitch</b> Buttonholes in heavyweight or thick fabrics for larger flat buttons	<b>7.0 (1/4)</b> 3.0 - 7.0 (1/8 - 1/4)	<b>0.5 (1/32)</b> 0.3 - 1.0 (1/64 - 1/16)
	40	40	34	A	<b>Tapered keyhole buttonhole stitch</b> Buttonholes in medium to heavy weight fabrics for larger flat buttons	<b>7.0 (1/4)</b> 3.0 - 7.0 (1/8 - 1/4)	<b>0.5 (1/32)</b> 0.3 - 1.0 (1/64 - 1/16)
	41	41	35	A	<b>Keyhole buttonhole stitch</b> Buttonholes with vertical bar tack for reinforcement in heavyweight or thick fabrics	<b>7.0 (1/4)</b> 3.0 - 7.0 (1/8 - 1/4)	<b>0.5 (1/32)</b> 0.3 - 1.0 (1/64 - 1/16)
	42	42	36	A	<b>Bar tack stitch</b> Reinforcement at opening of pocket, etc.	<b>2.0 (1/16)</b> 1.0 - 3.0 (1/16 - 1/8)	<b>0.4 (1/64)</b> 0.3 - 1.0 (1/64 - 1/16)
	43	43	37	J	<b>Piecing stitch (Right)</b> Piecework/patchwork 6.5 mm (approx. 1/4 inch) right seam allowance	<b>5.5 (7/32)</b> 0.0 - 7.0 (0 - 1/4)	<b>2.0 (1/16)</b> 0.2 - 5.0 (1/64 - 3/16)
	44	44	38	J	<b>Piecing stitch (Left)</b> Piecework/patchwork 6.5 mm (approx. 1/4 inch) left seam allowance	<b>1.5 (1/16)</b> 0.0 - 7.0 (0 - 1/4)	<b>2.0 (1/16)</b> 0.2 - 5.0 (1/64 - 3/16)
	45	45	39	J	<b>Hand-look quilting stitch</b> Quilting stitch made to look like hand quilting when using transparent nylon thread for the upper thread and a thread color matching the quilt for the bobbin thread. Sew with a tight thread tension so that the bobbin thread is visible from the right side of the fabric. Use a needle between 90/14 and 100/16.	<b>0.0 (0)</b> 0.0 - 7.0 (0 - 1/4)	<b>2.5 (3/32)</b> 1.0 - 4.0 (1/16 - 3/16)
	46	46	40	J	<b>Quilting appliqué zigzag stitch</b> Zigzag stitch for quilting and sewing on appliqué quilt pieces	<b>3.5 (1/8)</b> 0.0 - 7.0 (0 - 1/4)	<b>1.4 (1/16)</b> 0.0 - 4.0 (0 - 3/16)
	47	47	41	J	<b>Quilting appliqué stitch</b> Quilting stitch for invisible appliqué or attaching binding	<b>1.5 (1/16)</b> 0.5 - 3.5 (1/32 - 1/8)	<b>1.8 (1/16)</b> 1.0 - 4.0 (1/16 - 3/16)
	48	48	42	J	<b>Quilting appliqué stitch</b> Quilting stitch for invisible appliqué or attaching binding	<b>1.5 (1/16)</b> 0.5 - 3.5 (1/32 - 1/8)	<b>1.8 (1/16)</b> 1.0 - 4.0 (1/16 - 3/16)
	49	49	43	J	<b>Quilting stippling stitch</b> Background quilting	<b>7.0 (1/4)</b> 1.0 - 7.0 (1/16 - 1/4)	<b>1.6 (1/16)</b> 1.0 - 4.0 (1/16 - 3/16)
	50	50	-	N	<b>Decorative stitch</b> For decoration, etc.	<b>3.0 (1/8)</b> 0.0 - 7.0 (0 - 1/4)	<b>1.0 (1/16)</b> 0.2 - 4.0 (1/64 - 3/16)
	51	51	-	N	<b>Decorative stitch</b> For decoration, etc.	<b>7.0 (1/4)</b> 0.0 - 7.0 (0 - 1/4)	<b>2.5 (3/32)</b> 0.2 - 4.0 (1/64 - 3/16)
	52	52	44	N	<b>Decorative stitch</b> For decoration, etc.	<b>7.0 (1/4)</b> 0.0 - 7.0 (0 - 1/4)	<b>2.5 (3/32)</b> 0.2 - 4.0 (1/64 - 3/16)

Stitch	No.			Presser foot	Stitch name/Applications	Stitch width (mm (inch)) Auto. Manual	Stitch length (mm (inch)) Auto. Manual
	90 stitches model	80 stitches model	70 stitches model				
	53	-	-	N	<b>Decorative stitch</b> For decoration, etc.	<b>7.0 (1/4)</b> 0.0 - 7.0 (0 - 1/4)	<b>1.4 (1/16)</b> 0.2 - 4.0 (1/64 - 3/16)
	54	-	-	N	<b>Decorative stitch</b> For decoration, etc.	<b>7.0 (1/4)</b> 0.0 - 7.0 (0 - 1/4)	<b>2.5 (3/32)</b> 0.2 - 4.0 (1/64 - 3/16)
	55	53	45	N	<b>Decorative stitch</b> For decoration, etc.	<b>7.0 (1/4)</b> 0.0 - 7.0 (0 - 1/4)	<b>2.0 (1/16)</b> 0.2 - 4.0 (1/64 - 3/16)
	56	54	46	N	<b>Decorative stitch</b> For decoration, etc.	<b>7.0 (1/4)</b> 0.0 - 7.0 (0 - 1/4)	<b>2.5 (3/32)</b> 0.2 - 4.0 (1/64 - 3/16)
	57	-	-	N	<b>Decorative stitch</b> For decoration, etc.	<b>7.0 (1/4)</b> 0.0 - 7.0 (0 - 1/4)	<b>2.0 (1/16)</b> 0.2 - 4.0 (1/64 - 3/16)
	58	55	47	N	<b>Decorative stitch</b> For decoration, etc.	<b>7.0 (1/4)</b> 0.0 - 7.0 (0 - 1/4)	<b>2.5 (3/32)</b> 0.2 - 4.0 (1/64 - 3/16)
	59	-	-	N	<b>Decorative stitch</b> For decoration, etc.	<b>7.0 (1/4)</b> 0.0 - 7.0 (0 - 1/4)	<b>1.6 (1/16)</b> 0.2 - 4.0 (1/64 - 3/16)
	60	56	48	N	<b>Decorative stitch</b> For decoration, etc.	<b>7.0 (1/4)</b> 0.0 - 7.0 (0 - 1/4)	<b>2.0 (1/16)</b> 0.2 - 4.0 (1/64 - 3/16)
	61	57	49	N	<b>Decorative stitch</b> For decoration, etc.	<b>7.0 (1/4)</b> 0.0 - 7.0 (0 - 1/4)	<b>2.0 (1/16)</b> 0.2 - 4.0 (1/64 - 3/16)
	62	58	50	N	<b>Decorative stitch</b> For decoration, etc.	<b>7.0 (1/4)</b> 0.0 - 7.0 (0 - 1/4)	<b>1.6 (1/16)</b> 0.2 - 4.0 (1/64 - 3/16)
	63	59	51	N	<b>Decorative stitch</b> For decoration, etc.	<b>7.0 (1/4)</b> 0.0 - 7.0 (0 - 1/4)	<b>2.5 (3/32)</b> 0.2 - 4.0 (1/64 - 3/16)
	64	60	52	N	<b>Decorative stitch</b> For decoration, etc.	<b>7.0 (1/4)</b> 0.0 - 7.0 (0 - 1/4)	<b>2.0 (1/16)</b> 0.2 - 4.0 (1/64 - 3/16)
	65	61	53	N	<b>Decorative stitch</b> For decoration, etc.	<b>5.0 (3/16)</b> 0.0 - 7.0 (0 - 1/4)	<b>2.0 (1/16)</b> 0.2 - 4.0 (1/64 - 3/16)
	66	-	-	N	<b>Decorative stitch</b> For decoration, etc.	<b>7.0 (1/4)</b> 0.0 - 7.0 (0 - 1/4)	<b>1.6 (1/16)</b> 0.2 - 4.0 (1/64 - 3/16)
	67	62	-	N	<b>Decorative stitch</b> For decoration, etc.	<b>7.0 (1/4)</b> 0.0 - 7.0 (0 - 1/4)	<b>2.0 (1/16)</b> 0.2 - 4.0 (1/64 - 3/16)
	68	-	-	N	<b>Decorative stitch</b> For decoration, etc.	<b>7.0 (1/4)</b> 0.0 - 7.0 (0 - 1/4)	<b>2.0 (1/16)</b> 0.2 - 4.0 (1/64 - 3/16)
	69	63	54	N	<b>Decorative stitch</b> For decoration, etc.	<b>7.0 (1/4)</b> 0.0 - 7.0 (0 - 1/4)	<b>2.5 (3/32)</b> 0.2 - 4.0 (1/64 - 3/16)
	70	64	55	N	<b>Decorative stitch</b> For decoration, etc.	<b>7.0 (1/4)</b> 0.0 - 7.0 (0 - 1/4)	<b>1.6 (1/16)</b> 0.2 - 4.0 (1/64 - 3/16)

Stitch	No.			Presser foot	Stitch name/Applications	Stitch width (mm (inch)) Auto. Manual	Stitch length (mm (inch)) Auto. Manual
	90 stitches model	80 stitches model	70 stitches model				
	71	65	56	N	<b>Decorative stitch</b> For decoration, etc.	<b>7.0 (1/4)</b> 0.0 - 7.0 (0 - 1/4)	<b>1.4 (1/16)</b> 0.2 - 4.0 (1/64 - 3/16)
	72	-	-	N	<b>Cross-stitch</b> For decoration, etc.	<b>6.0 (15/64)</b> 0.0 - 7.0 (0 - 1/4)	<b>1.4 (1/16)</b> 0.2 - 4.0 (1/64 - 3/16)
	73	66	57	N	<b>Cross-stitch</b> For decoration, etc.	<b>7.0 (1/4)</b> 0.0 - 7.0 (0 - 1/4)	<b>1.6 (1/16)</b> 0.2 - 4.0 (1/64 - 3/16)
	74	67	58	N	<b>Cross-stitch</b> For decoration, etc.	<b>6.0 (15/64)</b> 0.0 - 7.0 (0 - 1/4)	<b>2.5 (3/32)</b> 0.2 - 4.0 (1/64 - 3/16)
	75	-	-	N	<b>Cross-stitch</b> For decoration, etc.	<b>6.0 (15/64)</b> 0.0 - 7.0 (0 - 1/4)	<b>1.4 (1/16)</b> 0.2 - 4.0 (1/64 - 3/16)
	76	68	59	N	<b>Cross-stitch</b> For decoration, etc.	<b>6.0 (15/64)</b> 0.0 - 7.0 (0 - 1/4)	<b>1.4 (1/16)</b> 0.2 - 4.0 (1/64 - 3/16)
	77	69	60	N	<b>Cross-stitch</b> For decoration, etc.	<b>6.0 (15/64)</b> 0.0 - 7.0 (0 - 1/4)	<b>1.4 (1/16)</b> 0.2 - 4.0 (1/64 - 3/16)
	78	70	61	N	<b>Cross-stitch</b> For decoration, etc.	<b>6.0 (15/64)</b> 0.0 - 7.0 (0 - 1/4)	<b>1.4 (1/16)</b> 0.2 - 4.0 (1/64 - 3/16)
	79 <sup>*1</sup>	71 <sup>*1</sup>	-	N	<b>Satin scallop stitch</b> For decoration, etc.	<b>7.0 (1/4)</b> 0.0 - 7.0 (0 - 1/4)	<b>0.4 (1/64)</b> 0.1 - 1.0 (1/64 - 1/16)
	80 <sup>*1</sup>	72 <sup>*1</sup>	62 <sup>*1</sup>	N	<b>Satin stitch</b> For decoration, etc.	<b>7.0 (1/4)</b> 0.0 - 7.0 (0 - 1/4)	<b>0.4 (1/64)</b> 0.1 - 1.0 (1/64 - 1/16)
	81 <sup>*1</sup>	-	-	N	<b>Satin stitch</b> For decoration, etc.	<b>7.0 (1/4)</b> 0.0 - 7.0 (0 - 1/4)	<b>0.4 (1/64)</b> 0.1 - 1.0 (1/64 - 1/16)
	82 <sup>*1</sup>	73 <sup>*1</sup>	63 <sup>*1</sup>	N	<b>Satin stitch</b> For decoration, etc.	<b>7.0 (1/4)</b> 0.0 - 7.0 (0 - 1/4)	<b>0.4 (1/64)</b> 0.1 - 1.0 (1/64 - 1/16)
	83 <sup>*1</sup>	74 <sup>*1</sup>	64 <sup>*1</sup>	N	<b>Satin stitch</b> For decoration, etc.	<b>7.0 (1/4)</b> 0.0 - 7.0 (0 - 1/4)	<b>0.4 (1/64)</b> 0.1 - 1.0 (1/64 - 1/16)
	84 <sup>*1</sup>	75 <sup>*1</sup>	65 <sup>*1</sup>	N	<b>Satin stitch</b> For decoration, etc.	<b>7.0 (1/4)</b> 0.0 - 7.0 (0 - 1/4)	<b>0.4 (1/64)</b> 0.1 - 1.0 (1/64 - 1/16)
	85 <sup>*1</sup>	76 <sup>*1</sup>	66 <sup>*1</sup>	N	<b>Satin stitch</b> For decoration, etc.	<b>7.0 (1/4)</b> 0.0 - 7.0 (0 - 1/4)	<b>0.4 (1/64)</b> 0.1 - 1.0 (1/64 - 1/16)
	86 <sup>*1</sup>	77 <sup>*1</sup>	67 <sup>*1</sup>	N	<b>Satin stitch</b> For decoration, etc.	<b>7.0 (1/4)</b> 0.0 - 7.0 (0 - 1/4)	<b>0.4 (1/64)</b> 0.1 - 1.0 (1/64 - 1/16)
	87 <sup>*1</sup>	78 <sup>*1</sup>	68 <sup>*1</sup>	N	<b>Satin stitch</b> For decoration, etc.	<b>7.0 (1/4)</b> 0.0 - 7.0 (0 - 1/4)	<b>0.4 (1/64)</b> 0.1 - 1.0 (1/64 - 1/16)
	88 <sup>*1</sup>	79 <sup>*1</sup>	69 <sup>*1</sup>	N	<b>Satin stitch</b> For decoration, etc.	<b>7.0 (1/4)</b> 0.0 - 7.0 (0 - 1/4)	<b>0.4 (1/64)</b> 0.1 - 1.0 (1/64 - 1/16)

Stitch	No.			Presser foot	Stitch name/Applications	Stitch width (mm (inch)) Auto. Manual	Stitch length (mm (inch)) Auto. Manual
	90 stitches model	80 stitches model	70 stitches model				
	89*1	-	-	N	<b>Satin stitch</b> For decoration, etc.	<b>7.0 (1/4)</b> 0.0 - 7.0 (0 - 1/4)	<b>0.4 (1/64)</b> 0.1 - 1.0 (1/64 - 1/16)